

CURRENT 20 Ampere
VOLTAGE RANG 200 to 1000 Volts

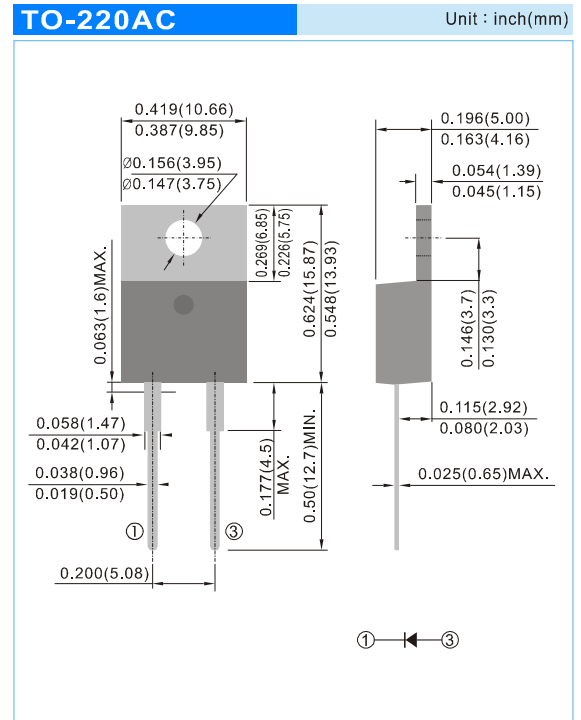
MUR2020AC THRU MUR20100AC

FEATURES

- Plastic package has Underwriters Laboratory Flammability Classification 94V-O. Flame Retardant Epoxy Molding Compound.
- Low power loss, high efficiency.
- Low forward voltage, high current capability
- High surge capacity.
- Super fast recovery times, high voltage.
- Lead free in compliance with EU RoHS 2011/65/EU directive
- Green molding compound as per IEC61249 Std. . (Halogen Free)

MECHANICAL DATA

- Case: TO-220AC Molded plastic
- Terminals: Lead solderable per MIL-STD-750, Method 2026
- Polarity: As marked.
- Standard packaging: Any
- Weight: 0.067 ounces, 1.89 grams.



MAXIMUM RATING AND ELECTRICAL CHARACTERISTICS

Ratings at 25°C ambient temperature unless otherwise specified. Single phase, half wave, 60 Hz, resistive or inductive load. For capacitive load, derate current by 20%

PARAMETER	SYMBOL	MUR 2020AC	MUR 2040AC	MUR 2060AC	MUR 2080AC	MUR 20100AC	UNITS	
Maximum Recurrent Peak Reverse Voltage	V_{RRM}	200	400	600	800	1000	V	
Maximum RMS Voltage	V_{RMS}	140	280	420	560	700	V	
Maximum DC Blocking Voltage	V_{DC}	200	400	600	800	1000	V	
Maximum Average Forward Current at $T_c = 100^\circ\text{C}$	$I_{F(AV)}$	20						A
Peak Forward Surge Current, 8.3ms single half sine-wave superimposed on rated load	I_{FSM}	200						A
Maximum Forward Voltage at 20A, per element	V_F	0.95	1.3	1.5	1.7	1.9	V	
Maximum DC Reverse Current at Rated DC Blocking Voltage $T_J = 25^\circ\text{C}$ $T_J = 100^\circ\text{C}$	I_R	10 500						μA
Maximum Reverse Recovery Time (Note 2)	t_{rr}	35			50		ns	
Typical Junction Capacitance (Note 1)	C_J	62						pF
Typical Thermal Resistance	$R_{\theta JC}$	3						$^\circ\text{C} / \text{W}$
Operating Junction and Storage Temperature Range	T_J, T_{STG}	-55 to +150						$^\circ\text{C}$

NOTES:

1. Measured at 1 MHz and applied reverse voltage of 4 VDC.
2. Reverse Recovery Test Conditions: $I_F = 0.5\text{A}$, $I_R = 1\text{A}$, $I_{rr} = 0.25\text{A}$.
3. Both Bonding and Chip structure are available.

CURRENT 20 Ampere
VOLTAGE RANG 200 to 1000 Volts

MUR2020AC THRU MUR20100AC

RATING AND CHARACTERISTIC CURVES

FIG.1- MAXIMUM FORWARD CURRENT DERATING CURVE

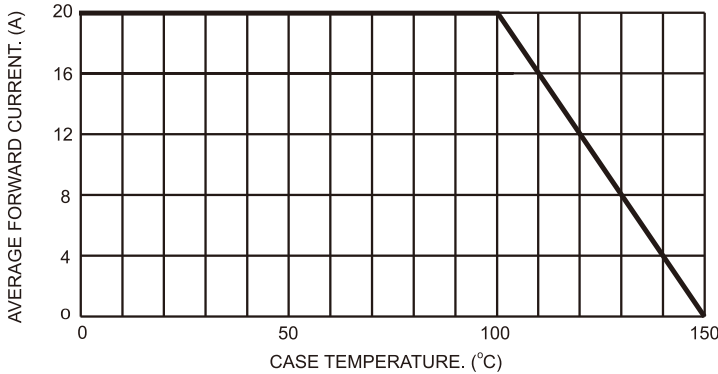


FIG.2- TYPICAL REVERSE CHARACTERISTICS

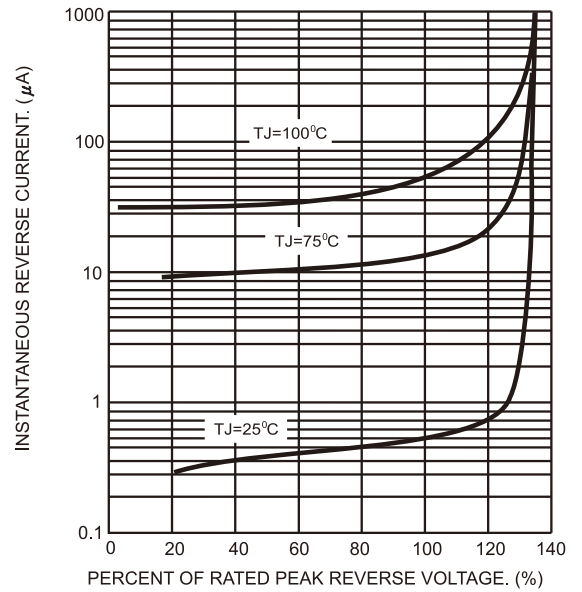


FIG.3- MAXIMUM NON-REPETITIVE FORWARD SURGE CURRENT

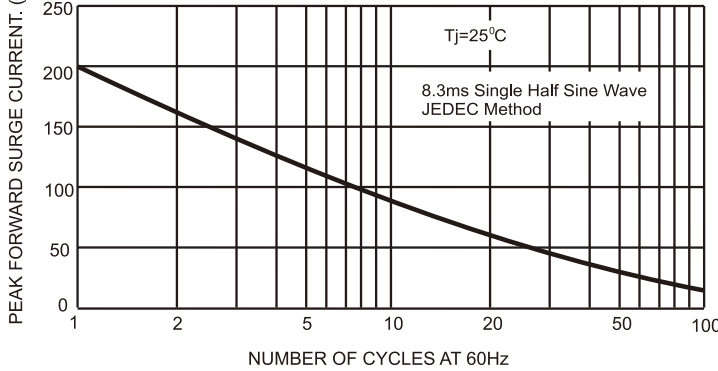


FIG.5- TYPICAL FORWARD CHARACTERISTICS

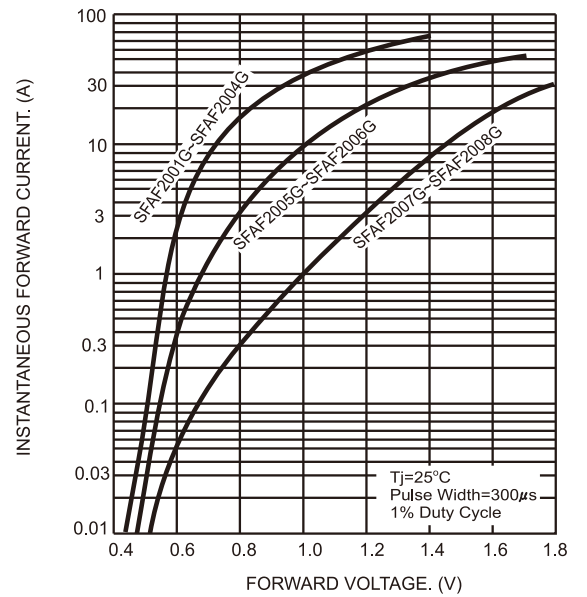


FIG.4- TYPICAL JUNCTION CAPACITANCE

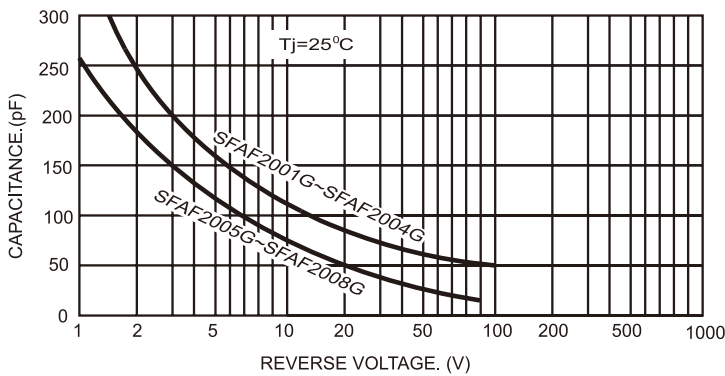


FIG.6- REVERSE RECOVERY TIME CHARACTERISTIC AND TEST CIRCUIT DIAGRAM

